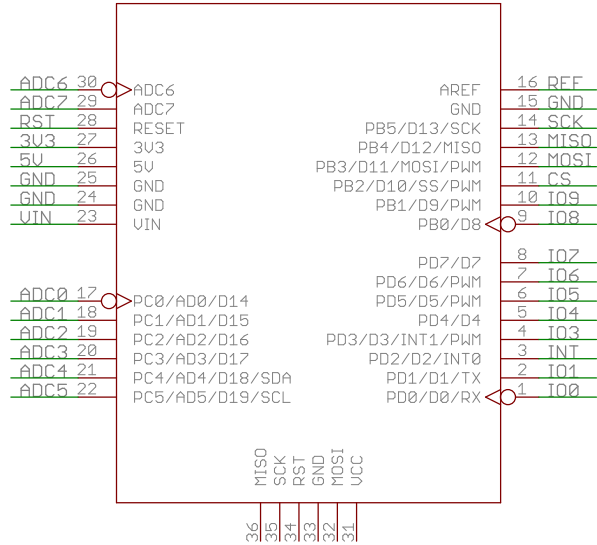
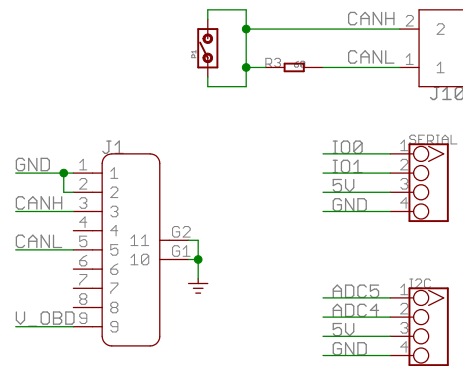


SHIELD CONNECT

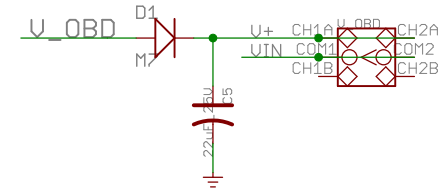


INTERFACE



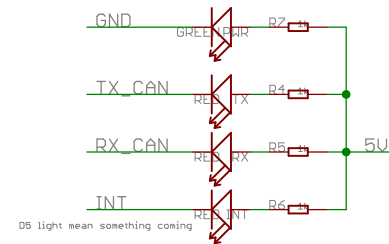
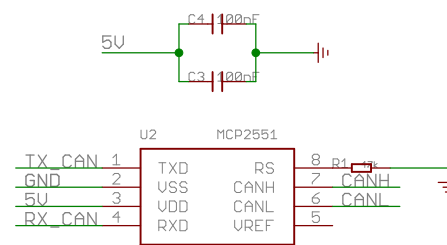
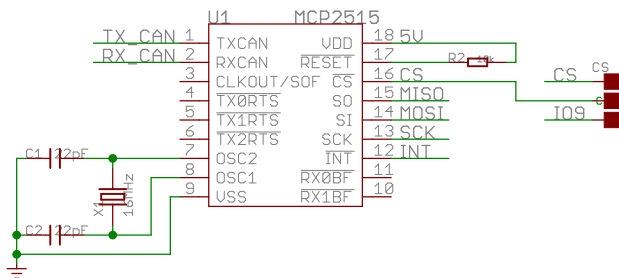
there are 2 CAN bus interfaces:
 1. with obd2-db9 line connect the car
 2. j10 is a terminal, you can use it easily

POWER



while su1 on
 get 12U from the car,

CAN_SPI



DB light mean something coming

OBD2 Shield

Schematic designed by Loozee. PCB Layout by Nancy.

MCP215 is a stand-alone CAN controller that implements the CAN specification, version 2.0B

MCP2551 is a high-speed CAN, fault-tolerant device

that serves as the interface between a CAN protocol controller and physical bus.

www.seeedstudio.com

TITLE: CAN-BUS Shield v0.9b

Document Number:

REV:

Date: 2012-6-21 17:20:31

Sheet: 1/1